

GAESCO

INDUSTRY - WAREHOUSE - OFFICE

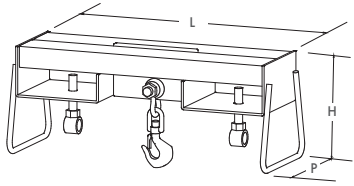


**MODELLI
PER OGNI ESIGENZA**

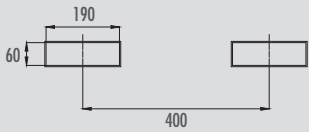
Scoprite i nostri Armadi Spogliatoio su
www.gaesco.it

// GANCIO DI CARICO
LIFTING HOOK

MODELLO MODEL	DIMENSIONI DIMENSIONS mm			PORTATA LOAD CAPACITY kg
	L	P	H	
921	630	250	250	2000

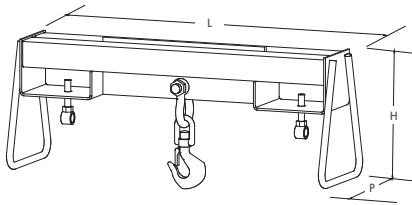


// QUOTE SEDI FORCHE INTERNE | INTERNAL FORK SEATS DIMENSIONS

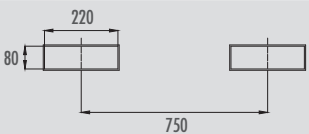


// GANCIO DI CARICO
LIFTING HOOK

MODELLO MODEL	DIMENSIONI DIMENSIONS mm			PORTATA LOAD CAPACITY kg
	L	P	H	
921Q40	1025	320	400	4000

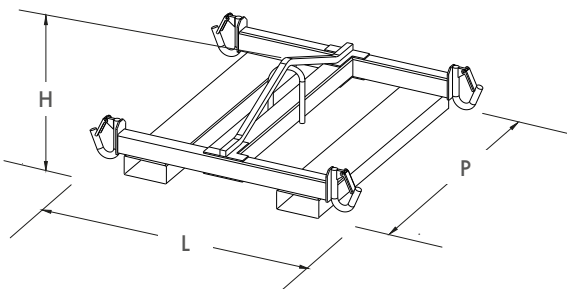


// QUOTE SEDI FORCHE INTERNE | INTERNAL FORK SEATS DIMENSIONS

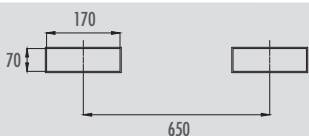


// BILANCINO PORTA "BIG-BAG" CON SEDI FORCHE
"BIG-BAG" LIFTING BEAM WITH FORK SEATS

MODELLO MODEL	DIMENSIONI ESTERNE EXTERNAL DIMENSIONS mm			PORTATA LOAD CAPACITY kg
	L	P	H	
564SBX	1160	1070	350	2000



// QUOTE SEDI FORCHE INTERNE | INTERNAL FORK SEATS DIMENSIONS

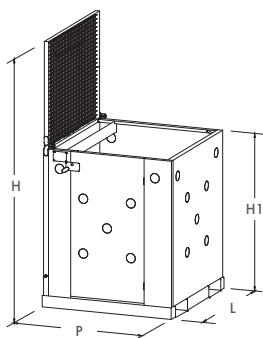
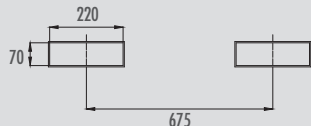


CONTENITORE PER MANUTENZIONE AEREA PER 1 PERSONA
BASKET FOR AERIAL MAINTENANCE FOR 1 PERSON

MODELLO MODEL	DIMENSIONI DIMENSIONS mm				PORTATA LOAD CAPACITY kg
	L	P	H	H1	
975	1000	1000	2000	1200	300



QUOTE SEDI FORCHE INTERNE | INTERNAL FORK SEATS DIMENSIONS

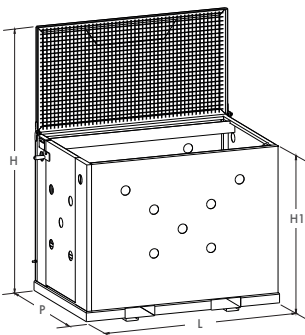
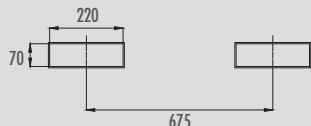


CONTENITORE PER MANUTENZIONE AEREA PER 2 PERSONE
BASKET FOR AERIAL MAINTENANCE FOR 2 PEOPLE

MODELLO MODEL	DIMENSIONI DIMENSIONS mm				PORTATA LOAD CAPACITY kg
	L	P	H	H1	
975P2	1500	1000	2000	1200	300



QUOTE SEDI FORCHE INTERNE | INTERNAL FORK SEATS DIMENSIONS

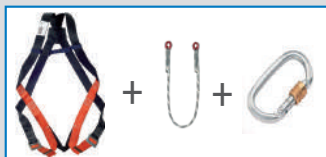


La sicurezza del lavoratore nelle operazioni di sollevamento in quota è assicurata grazie ai contenitori per manutenzione aerea. Conformi a tutte le normative vigenti, assicurano la stabilità necessaria a lasciare libero il lavoratore nei movimenti ed eliminando i rischi di caduta. Il contenitore per manutenzione aerea è corredato di manuale d'uso e relative istruzioni di utilizzo in osservanza a quanto richiesto dal D.Lgs. 9 aprile 2008 n. 81, punto 3.1.4 allegato VI.

Worker's safety during lifting operations is guaranteed by using the baskets for aerial maintenance. They comply with all current regulations and ensure the necessary balance the worker needs to be free to move without any risk of fall. The basket for aerial maintenance is accompanied by user manual and related instructions for use in compliance with the provisions of Legislative Decree 9 April 2008, no. 81, point 3.1.4 annex VI.



ACCESSORI | ACCESSORIES



99C201
KIT IMBRAGATURA DA LAVORO:
IMBRAGATURA PER IL CORPO + CORDINO DI TRATTENIMENTO
+ MOSCHETTONE
HARNESS KIT:
BODY HARNESS + RETENTION ROPE + CARABINER



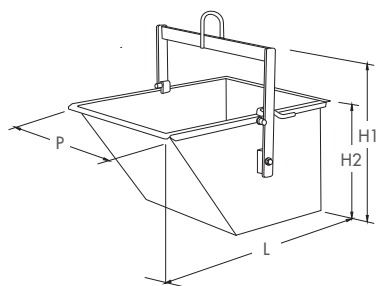
99C376
CASCHETTO ALTA SICUREZZA
SECURITY HELMET
HIGH SAFETY



RUOTE CON FRENO Ø
125 mm GIREVOLI
SWIVEL WHEELS Ø 125
mm WITH BRAKE

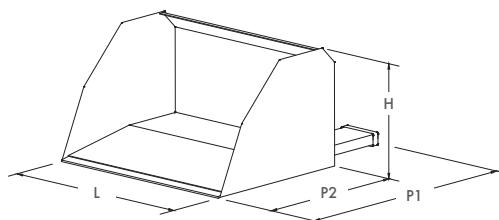
ELEVATORE
TIPPING BIN

MODELLO MODEL	DIMENSIONI DIMENSIONS mm				TARA TARE kg	CAPACITÀ CAPACITY l	PORTATA LOAD CAPACITY kg	PESO PIENO CARICO TOTAL FULL LOAD WEIGHT kg
	L	P	H1	H2				
240	640	520	620	360	17	60	132	149
241	710	600	700	400	20	100	220	240
242	750	705	830	440	27	150	330	357



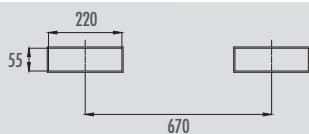
BENNA SABBIA CON RIBALTAMENTO AUTOMATICO
SAND BUCKET WITH AUTOMATIC ROLL OVER

MODELLO MODEL	DIMENSIONI DIMENSIONS mm				TARA TARE kg	PESO PIENO CARICO TOTAL FULL LOAD WEIGHT kg	PORTATA LOAD CAPACITY kg	VOLUME lit
	L	P1	P2	H				
310	1200	1450	950	700	170	1070	900	500



- A richiesta:
SISTEMA DI
RIBALTAMENTO
IDRAULICO
On demand:
HYDRAULIC TIPPING
SYSTEM

QUOTE SEDI FORCHE INTERNE | INTERNAL FORK SEATS DIMENSIONS



MODELLO MODEL	CATENA CHAIN Ø	LUNGHEZZA LENGTH m	PORTATA LOAD CAPACITY kg
591F1	13	1	5300

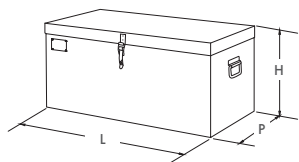
// 24H - VALIGETTA PORTA ATTREZZI
24H - TOOL CASE

MODELLO MODEL	DIMENSIONI DIMENSIONS mm			TARA TARE kg
	L	P	H	
343V48	480	290	180	4



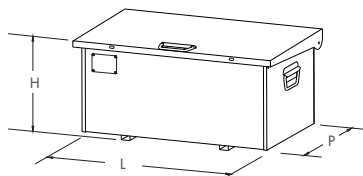
// BAULI PORTA ATTREZZI
TOOLS CHESTS

MODELLO MODEL	DIMENSIONI DIMENSIONS mm			TARA TARE kg
	L	P	H	
344B65	650	360	300	9
344B75	750	410	350	11



// PORTA UTENSILI
TOOLS HOLDER

MODELLO MODEL	DIMENSIONI DIMENSIONS mm			VOLUME lt	TARA TARE kg
	L	P	H		
345	850	500	435	170	27

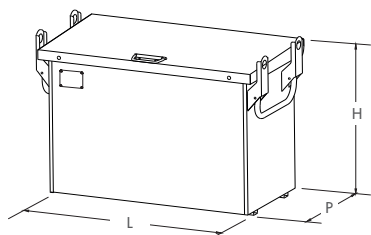


- Con coperchio zincato
With zinc coated lid
- Lucchetti CISA di serie
CISA padlock included



// PORTA ATTREZZI
TOOLS HOLDER

MODELLO MODEL	DIMENSIONI DIMENSIONS mm			TARA TARE kg	PESO PIENO CARICO TOTAL FULL LOAD WEIGHT kg	VOLUME lt	PORTATA LOAD CAPACITY kg
	L	P	H				
350	1000	500	750	50	350	350	300
350Z zincato zinc coated	1000	500	750	53	353	350	300

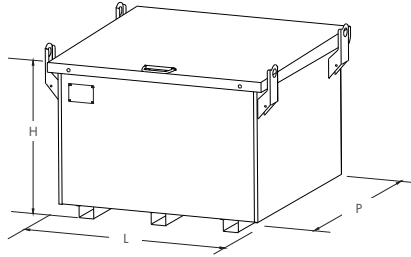


- Con coperchio zincato
With zinc coated lid
- Lucchetti CISA di serie
CISA padlock included



PORTA ATTREZZI
TOOLS HOLDER

MODELLO MODEL	DIMENSIONI DIMENSIONS mm			TARA TARE kg	PESO PIENO CARICO TOTAL FULL LOAD WEIGHT kg	VOLUME lit	PORTATA LOAD CAPACITY kg
	L	P	H				
351	1000	1000	790	77	577	700	500
351Z zincato zinc coated	1000	1000	790	83	589	700	500


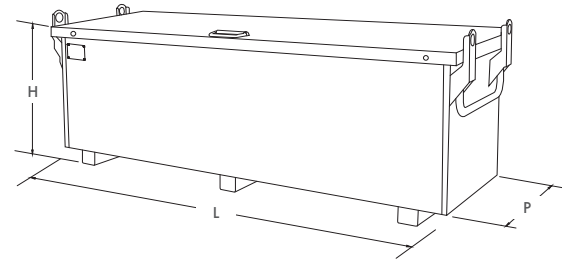


- Con coperchio zincato
With zinc coated lid
- Lucchetti CISA di serie
CISA padlock included



PORTA ATTREZZI
TOOLS HOLDER

MODELLO MODEL	DIMENSIONI DIMENSIONS mm			TARA TARE kg	PESO PIENO CARICO TOTAL FULL LOAD WEIGHT kg	VOLUME lit	PORTATA LOAD CAPACITY kg
	L	P	H				
352	1780	550	660	84	434	550	350
352Z zincato zinc coated	1780	550	660	88	438	550	350

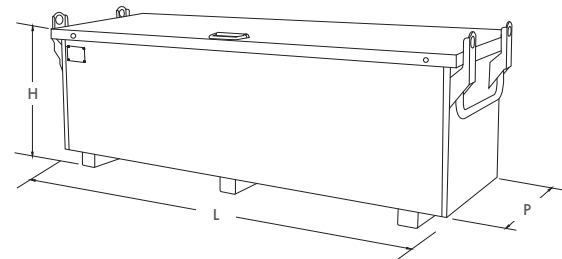


- Con coperchio zincato
With zinc coated lid
- 2 lucchetti CISA di serie
2 CISA padlock included



PORTA ATTREZZI PER NISSAN - MODELLO COMPATTO
TOOLS HOLDER FOR NISSAN - COMPACT MODEL

MODELLO MODEL	DIMENSIONI DIMENSIONS mm			TARA TARE kg	PESO PIENO CARICO TOTAL FULL LOAD WEIGHT kg	VOLUME lit	PORTATA LOAD CAPACITY kg
	L	P	H				
354N	1650	550	660	76	426	510	350
354NZ zincato zinc coated	1650	550	660	80	430	510	350



- Con coperchio zincato
With zinc coated lid
- 2 lucchetti CISA di serie
2 CISA padlock included



ACCESSORI | ACCESSORIES //




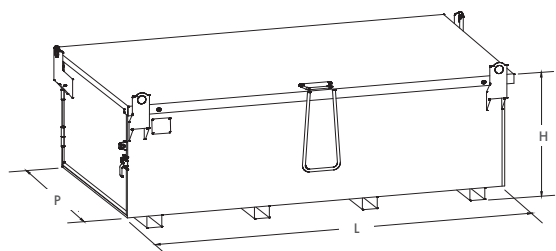
99C256 - 99C187
BARRA ANTISCASSO CON LUCCHETTO
CISA ANTIFURTO PER PORTA ATTREZZI
351/351Z/352/352Z/354N/354NZ
BURGLAR BAR WITH PADLOCK
CISA THEFT PROTECTION
FOR TOOLS HOLDER
351/351Z/352/352Z/354N/354NZ



354N - 354NZ
Per venire incontro ad ogni esigenza di trasporto, abbiamo creato un porta
attrezzi specifico per furgone NISSAN: ha le stesse caratteristiche di quello
standard, ma risulta più compatto e quindi adatto per questo veicolo.
In order to meet every need of transport, we have created a specific
tool holder for NISSAN cargo van: it has the same characteristics as the
standard one, but is more compact and therefore suitable for this type
of vehicle.

PORTA ATTREZZI CON UNO SPORTELLO LATERALE
TOOLS HOLDER WITH DOOR ON ONE SIDE

MODELLO MODEL	DIMENSIONI DIMENSIONS mm			TARA TARE kg	PESO PIENO CARICO TOTAL FULL LOAD WEIGHT kg	VOLUME lit	PORTATA LOAD CAPACITY kg
	L	P	H				
353C	1900	1000	670	134	484	1070	350

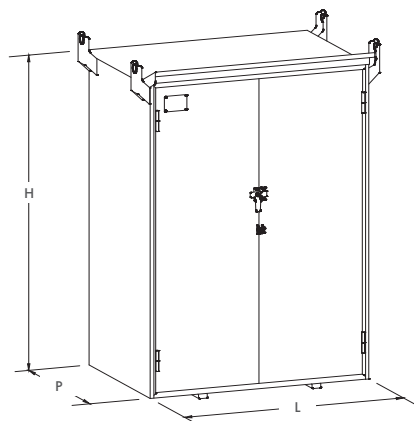


- Con coperchio zincato
With zinc coated lid
- 2 lucchetti CISA di serie
2 CISA padlock included



ARMADIO SICURBOX
SICURBOX CABINET

MODELLO MODEL	DIMENSIONI DIMENSIONS mm			TARA TARE kg	PESO PIENO CARICO TOTAL FULL LOAD WEIGHT kg	RIPIANI SHELVES	PORTATA LOAD CAPACITY kg
	L	P	H				
355	1000	700	1500	114	414	2	300
355R con ruote/with wheels	1000	700	1680	118	418	2	300



- Su richiesta con 4 ruote
On demand with 4 wheels

- Lucchetti CISA di serie
CISA padlock included



- Con due ripiani interni
With two internal shelves

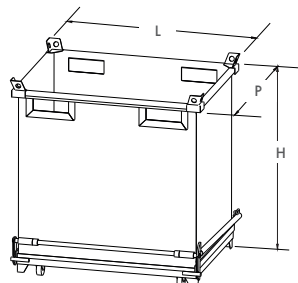
ACCESSORI | ACCESSORIES



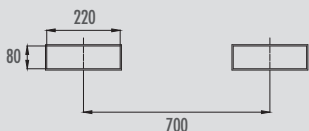
99C256 - 99C187
BARRA ANTISCASSO CON LUCCHETTO CISA ANTIFURTO
PER PORTA ATTREZZI 353C
BURGLAR BAR WITH PADLOCK CISA THEFT PROTECTION
FOR TOOLS HOLDER 353C

CONTENITORI A FONDO APRIBILE "COMPACT" ECO CON RUOTE
CONTAINERS WITH OPENABLE BOTTOM "COMPACT" ECO WITH WHEELS

MODELLO MODEL	DIMENSIONI DIMENSIONS mm			TARA TARE kg	PORTATA LOAD CAPACITY kg	PESO PIENO CARICO TOTAL FULL LOAD WEIGHT kg	VOLUME lt
	L	P	H				
637L05C	1195	900	815	85	500	585	500
637L10C	1195	900	1265	105	600	705	1000



QUOTE SEDI FORCHE INTERNE | INTERNAL FORK SEATS DIMENSIONS



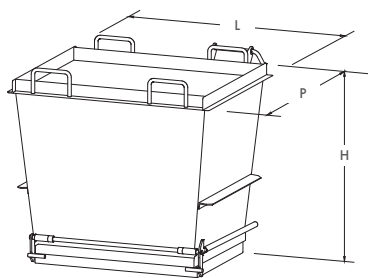
- Pareti dritte
Straight sides
- Con ruote
With wheels
- Impilabili
Stackable

- Impilabili a vuoto
Stackable empty

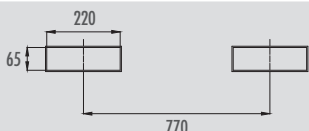


CONTENITORI A FONDO APRIBILE "COMPACT" 1000
CONTAINERS WITH OPENABLE BOTTOM "COMPACT" 1000

MODELLO MODEL	DIMENSIONI DIMENSIONS mm			TARA TARE kg	PORTATA LOAD CAPACITY kg	PESO PIENO CARICO TOTAL FULL LOAD WEIGHT kg	VOLUME lt
	L	P	H				
637	1335	1035	1205	178	1700	1878	1000
637R con ruote with wheels	1335	1035	1445	190	1700	1890	1000



QUOTE SEDI FORCHE INTERNE | INTERNAL FORK SEATS DIMENSIONS



YOUTUBE VIDEO



ACCESSORI | ACCESSORIES



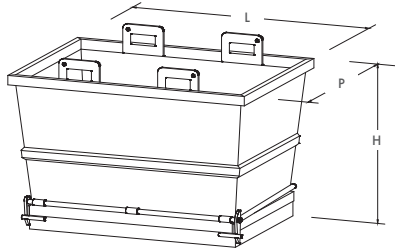
CATENA 4 RAMI
4 LEGS CHAIN



MODELLO MODEL	CATENA CHAIN Ø	LUNGHEZZA LENGHT m	PORTATA LOAD CAPACITY kg
594B3	8	3	4250
594B4	8	4	4250

CONTENITORI A FONDO APRIBILE "COMPACT" 2000 E 3000
CONTAINERS WITH OPENABLE BOTTOM "COMPACT" 2000 AND 3000

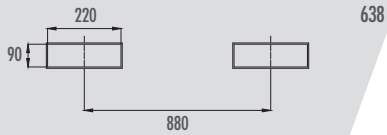
MODELLO MODEL	DIMENSIONI DIMENSIONS mm			TARA TARE kg	PORTATA LOAD CAPACITY kg	PESO PIENO CARICO TOTAL FULL LOAD WEIGHT kg	VOLUME lt
	L	P	H				
637D20 pareti dritte straight sides	2000	1000	1200	420	2000	2420	2000
638	2110	1535	1330	635	5100	5735	3000



QUOTE SEDI FORCHE INTERNE | INTERNAL FORK SEATS DIMENSIONS

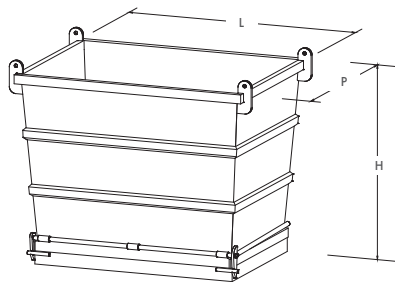


QUOTE SEDI FORCHE INTERNE | INTERNAL FORK SEATS DIMENSIONS



CONTENITORI A FONDO APRIBILE "COMPACT" 4000
CONTAINERS WITH OPENABLE BOTTOM "COMPACT" 4000

MODELLO MODEL	DIMENSIONI DIMENSIONS mm			TARA TARE kg	PORTATA LOAD CAPACITY kg	PESO PIENO CARICO TOTAL FULL LOAD WEIGHT kg	VOLUME lt
	L	P	H				
638L40	2250	1535	1700	712	6800	7512	4000



ACCESSORI | ACCESSORIES //



CATENA 4 RAMI
4 LEGS CHAIN



MODELLO MODEL	CATENA CHAIN Ø	LUNGHEZZA LENGTH m	PORTATA LOAD CAPACITY kg
594B3	8	3	4250
594B4	8	4	4250



YOUTUBE VIDEO

////// SCOPA INDUSTRIALE UNIVERSAL
INDUSTRIAL BROOM UNIVERSAL

MODELLO MODEL	DIMENSIONI DIMENSIONS mm			N° DI FILI No. OF WIRES	FILE ROW	TARA TARE kg	SPAZZOLE BRUSHES
	L	P	H				
863UC20 Compact	2000	500	370	16800	3	161	Acciaio alta qualità High quality steel
865UC20 Classic	2000	800	380	28000	5	268	Acciaio alta qualità High quality steel
865UC25 Large	2500	800	380	35000	5	318	Acciaio alta qualità High quality steel

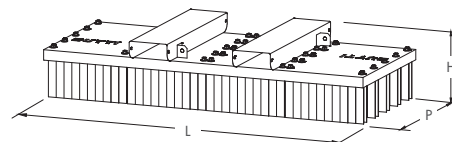
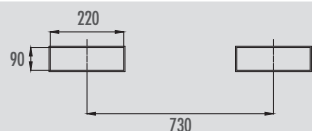


////// SCOPA INDUSTRIALE ECO UNIVERSAL
INDUSTRIAL BROOM UNIVERSAL

MODELLO MODEL	DIMENSIONI DIMENSIONS mm			N° DI FILI No. OF WIRES	FILE ROW	TARA TARE kg	SPAZZOLE BRUSHES
	L	P	H				
866N0520 Compact	2000	500	370	14400	3	106	Polipropilene alta qualità High quality polypropylene
866N1020 Classic	2000	800	380	24000	5	176	Polipropilene alta qualità High quality polypropylene
866N1025 Large	2500	800	380	30000	5	213	Polipropilene alta qualità High quality polypropylene



////// QUOTE SEDI FORCHE INTERNE | INTERNAL FORK SEATS DIMENSIONS



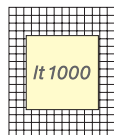
ACCESSORI | ACCESSORIES////



//////
KIT DI RICAMBIO SPAZZOLE IN ACCIAIO O POLIPROPILENE DI ALTA QUALITÀ
HIGH QUALITY STEEL OR POLYPROPYLENE BRUSH REPLACEMENT KIT

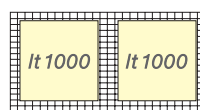
// DEPOSITO PER 1 CISTERNETTA
OUTDOOR CONTAINER FOR 1 TANK

MODELLO MODEL	DIMENSIONI DIMENSIONS mm			VOLUME lt
	L	P	H	
8080D1C18	1350	1660	1810	1100

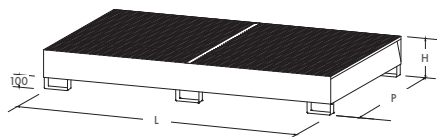


// VASCA DI CONTENIMENTO PER 2 CISTERNETTE
SPILL CONTAINMENT PALLET FOR 2 TANKS

MODELLO MODEL	DIMENSIONI DIMENSIONS mm			CAPACITÀ DI STOCCAGGIO STORAGE CAPACITY	VOLUME lt
	L	P	H		
8070V2C	2720	1650	350	2 cisternette da 1000 l su grigliato 1x2000 lt tanks on grid	1000

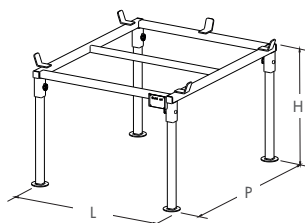


• Grigliato zincato a caldo
Hot-dip galvanized grid



// CISTERNA MULTIUSO PER STOCCAGGIO ACQUA POTABILE O LIQUIDI VARI CON SUPPORTO
MULTI-PURPOSE TANK FOR STORAGE OF DRINKABLE WATER OR VARIOUS LIQUIDS WITH SUPPORT

MODELLO MODEL	DIMENSIONI DIMENSIONS mm			TARA TARE kg	PESO PIENO CARICO TOTAL FULL LOAD WEIGHT kg	VOLUME lt
	L	P	H			
614 cisterna tank	1000	1200	1165	56	1221	1000
614S supporto support	1150	955	700	30	-	-
614RI rigenerata regenerated	1000	1200	1165	56	1221	1000



• Possibilità di acquisto di modelli rigenerati
Possibility of purchasing regenerated models

**RIGENERATA
REGENERATED**

// ACCESSORI | ACCESSORIES



915
POMPA
PORTATA 40 LT
PUMP
FLOW RATE 40 LT



99C072
RIDUZIONE IN ALLUMINIO
CON RUBINETTO DA 1"
ALLUMINIUM REDUCTION
WITH 1" DISCHARGE VALVE

/// ASSORBENTE GRANULARE PER PRODOTTI LIQUIDI E OLEOSI
 GRANULAR ABSORBENT FOR LIQUID AND OILY PRODUCTS

MODELLO MODEL	CARATTERISTICHE FEATURES
909G0512	Granulare fine 12 Kg (secchio) Fine granular 12 Kg (bucket)



/// ACCESSORI PER LA SICUREZZA DEL LAVORATORE
 ACCESSORIES FOR WORKER SAFETY

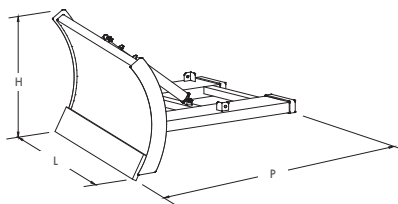
MODELLO MODEL	CARATTERISTICHE FEATURES
99C201	KIT IMBRAGATURA DA LAVORO: Imbragatura per il corpo + Cordino di trattenimento + Moschettone HARNESS KIT: Body harness + Retention rope + Carabiner
99C376	Caschetto alta sicurezza, a richiesta con occhiali High safety security helmet, on request with glasses



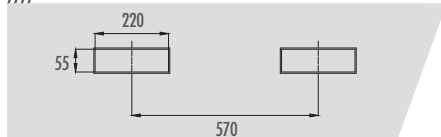
• Occhiali a richiesta
Glasses on request

/// SPAZZANEVE FISSO CON RASCIANTE IN ACCIAIO NON INTERCAMBIABILE
FIXED SNOWPLOUGH WITH STEEL SCRAPER NOT INTERCHANGEABLE

MODELLO MODEL	DIMENSIONI DIMENSIONS mm			AMMORTIZZATORI SHOCK ABSORBERS	POSIZIONE RASCIANTE SCRAPER POSITION	RASCIANTE SCRAPER
	L	P	H			
87814	1415	1330	700	1	20° verso destra 20° on the right	Acciaio Steel




//// QUOTE SEDI FORCHE INTERNE | INTERNAL FORK SEATS DIMENSIONS




/// SPAZZANEVE ORIENTABILE CON RASCIANTE IN POLIURETANO INTERCAMBIABILE
ADJUSTABLE SNOWPLOUGH WITH INTERCHANGEABLE POLYURETHANE SCRAPER

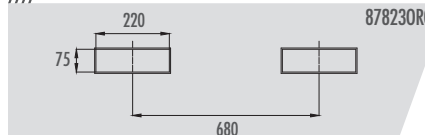
MODELLO MODEL	DIMENSIONI DIMENSIONS mm			AMMORTIZZATORI SHOCK ABSORBERS	POSIZIONE RASCIANTE SCRAPER POSITION	RASCIANTE SCRAPER
	L	P	H			
87815ORG	1515	1360	740	1	0°-15°-30° verso destra o sinistra on the right or left	Poliuretano Polyurethane
87823ORG	2265	1800	740	2	0°-15°-30° verso destra o sinistra on the right or left	Poliuretano Polyurethane



//// QUOTE SEDI FORCHE INTERNE | INTERNAL FORK SEATS DIMENSIONS



//// QUOTE SEDI FORCHE INTERNE | INTERNAL FORK SEATS DIMENSIONS



/// SPARGISALE PROFESSIONALE A MANO
PROFESSIONAL MANUAL SALT SPREADER

MODELLO MODEL	VELOCITÀ DI LAVORO WORKING SPEED km/h	PORTATA LOAD CAPACITY kg
876K25	1/4	25
876K50	1/4	50



//// CARRELLO SPARGISALE PROFESSIONALE A TRAINO
PROFESSIONAL TOWING SALT SPREADER

MODELLO MODEL	VELOCITÀ DI LAVORO WORKING SPEED km/h	PORTATA LOAD CAPACITY kg
877K150	10/15	150



/// PANTHER FRESANEVE
PANTHER SNOW BLOWER

MODELLO MODEL	DIMENSIONI DIMENSIONS mm			MOTORE ENGINE	VELOCITÀ MOTORE ENGINE SPEED min	POTENZA MOTORE ENGINE POWER cv hp
	L	P	H			
879PFD2 Panther	800	700	1240	Motore a scoppio monocilindrico raffreddato ad aria Briggs & Stratton Briggs & Stratton air cooled single cylinder engine	3000	6,5

MODELLO MODEL	DIMENSIONI DIMENSIONS mm			RAGGIO DI AZIONE ACTION RANGE mm
	L	P	H	
879SF70 Turbo fresa Snow blower	740	750	880	700





Scoprite tutti i prodotti GAESCO su
www.gaesco.it

ORDINI
SERVIZIO TECNICO
CONSULENZA E
PREVENTIVI
CONTATTI

Telefono 0381636101
Fax 0381630208
E-Mail gaesco@gaesco.it

SEDE LEGALE

Via Bernardo Quaranta, 40
20139 MILANO (MI).
ITALIA

SEDE OPERATIVA

Via Ceresio, 35G
27029 VIGEVANO (PV).
ITALIA

GAESCO
INDUSTRY - WAREHOUSE - OFFICE